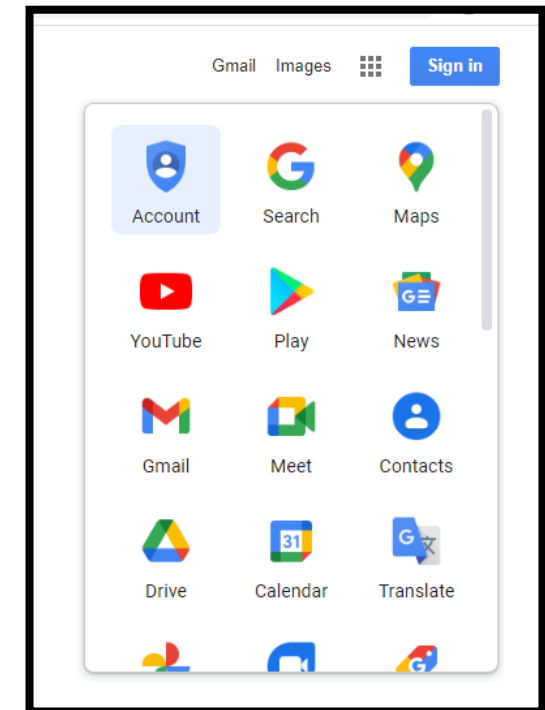



Google Classrooms

- Open Google Chrome or go to www.google.co.uk
- Click on 'Sign in' in the top right hand corner or click on the nine dots and click on account



Google Classrooms

- Sign in using your username and password
- Click Accept
- You only need to do this the first time you log in



Welcome to your new account

Welcome to your new account: gracea@st-thomas.surrey.sch.uk. Your account is compatible with many [Google services](#), but your st-thomas.surrey.sch.uk administrator decides which services you may access using your account. For tips about using your new account, visit the [Google Help Center](#).

When you use Google services, your domain administrator will have access to your gracea@st-thomas.surrey.sch.uk account information, including any data you store with this account in Google services. You can learn more [here](#), or by consulting your organization's privacy policy, if one exists. You can choose to maintain a separate account for your personal use of any Google services, including email. If you have multiple Google accounts, you can [manage which account you use](#) with Google services and [switch between them](#) whenever you choose. Your username and profile picture can help you ensure that you're using the intended account.

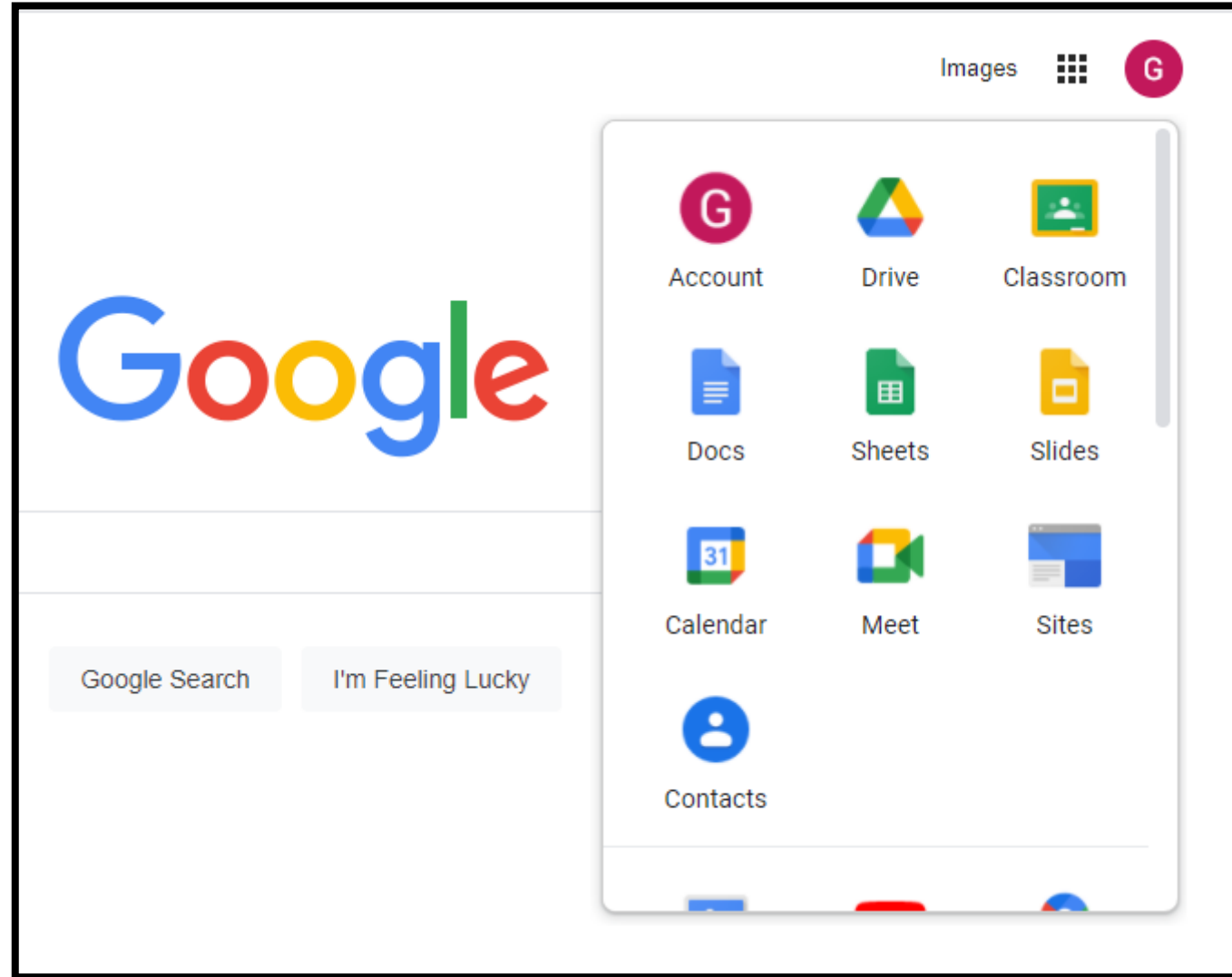
If your organization provides you access to the Google Workspace [core services](#), your use of those services is governed by your organization's Google Workspace agreement. Any other Google services your administrator enables ("Additional Services") are available to you under the [Google Terms of Service](#) and the [Google Privacy Policy](#). Certain Additional Services may also have [service-specific terms](#). Your use of any services your administrator allows you to access constitutes acceptance of applicable service-specific terms.

Click "Accept" below to indicate that you understand this description of how your gracea@st-thomas.surrey.sch.uk account works and agree to the [Google Terms of Service](#) and the [Google Privacy Policy](#).

Accept

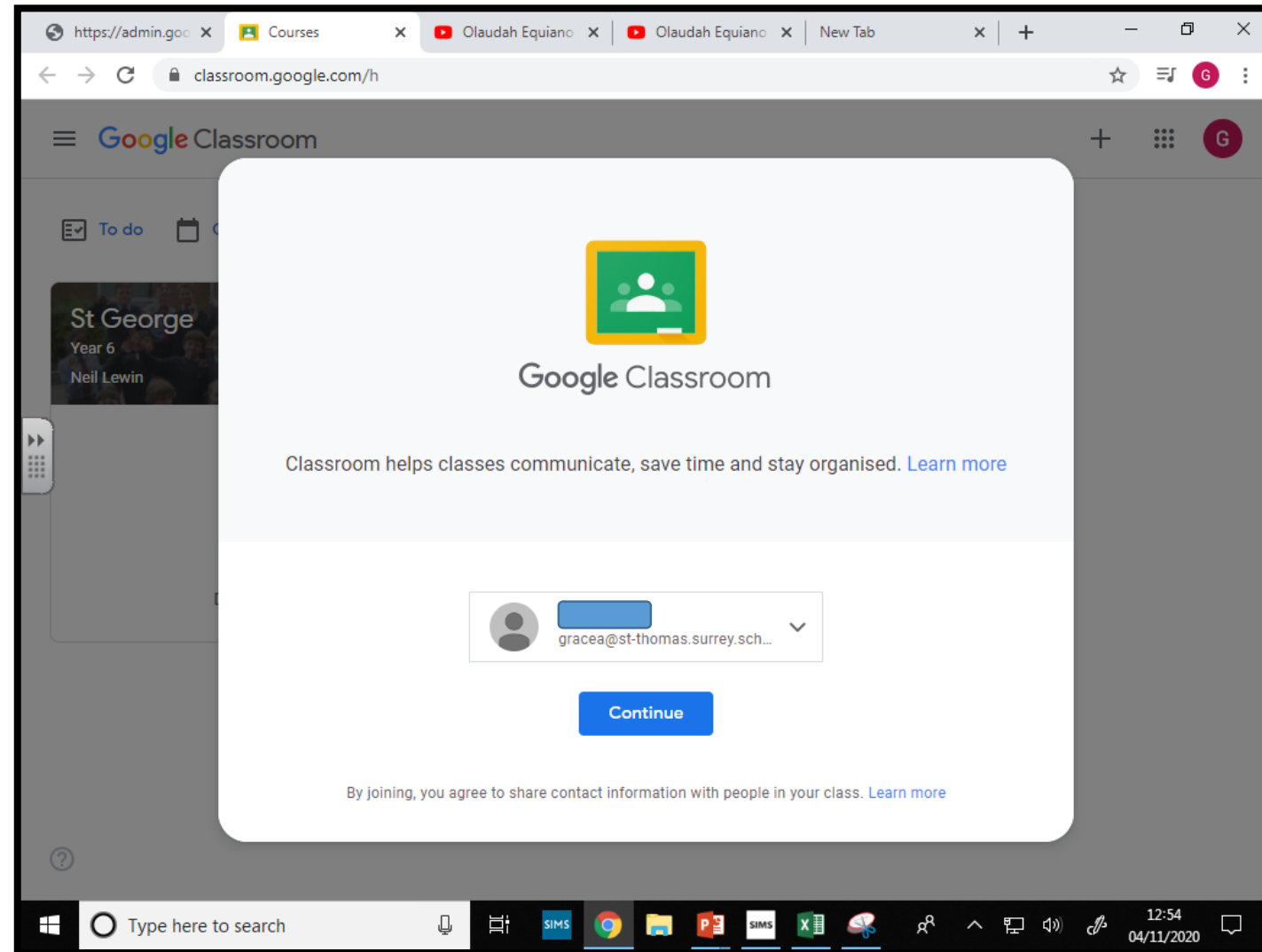
Google Classrooms

- Click on the 9 dots to find Google Classroom.
- OR In Google, search for Google Classroom or type in these details: <https://classroom.google.com/>



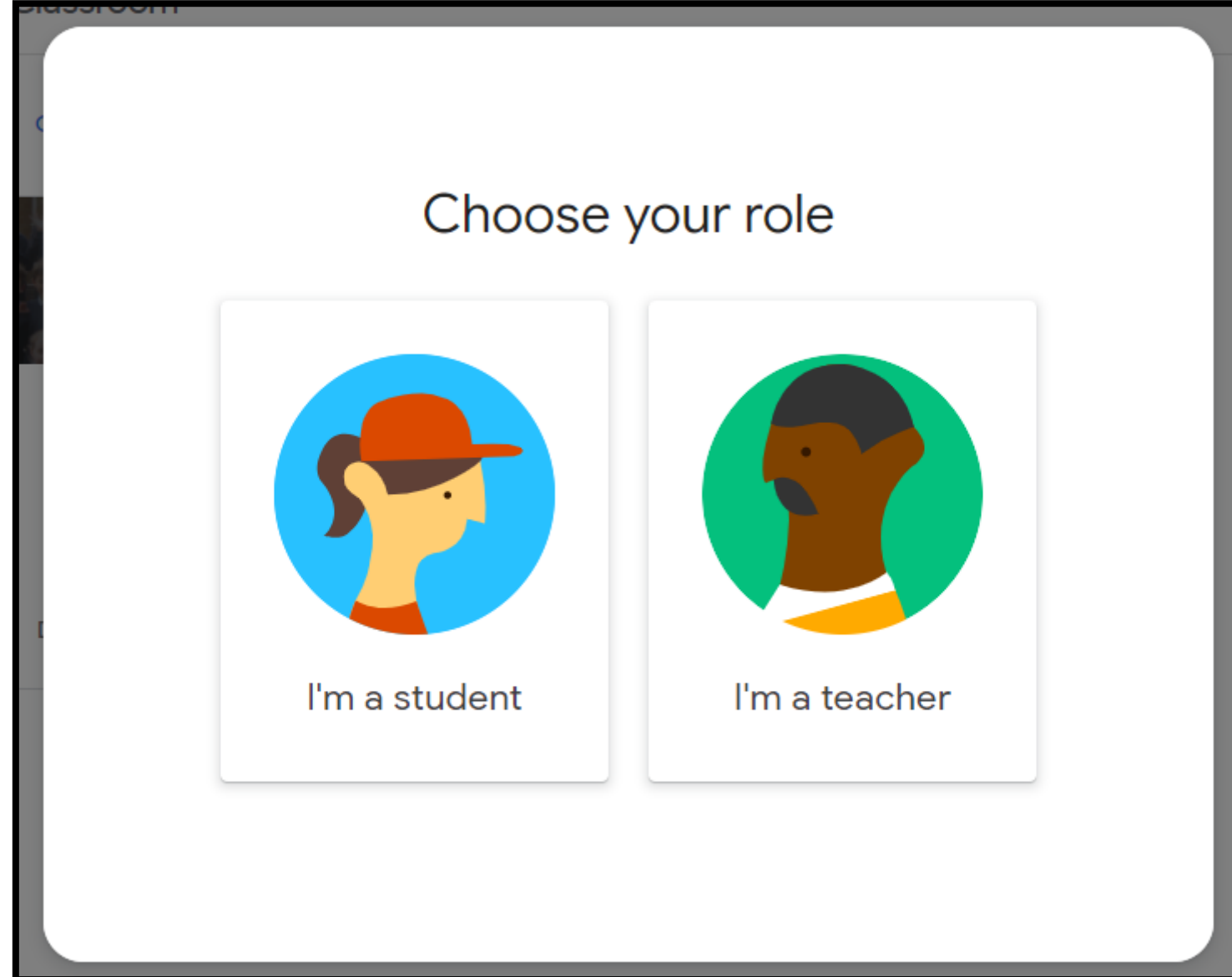
Google Classrooms

- Click on continue
- You only need to do this the first time you log in



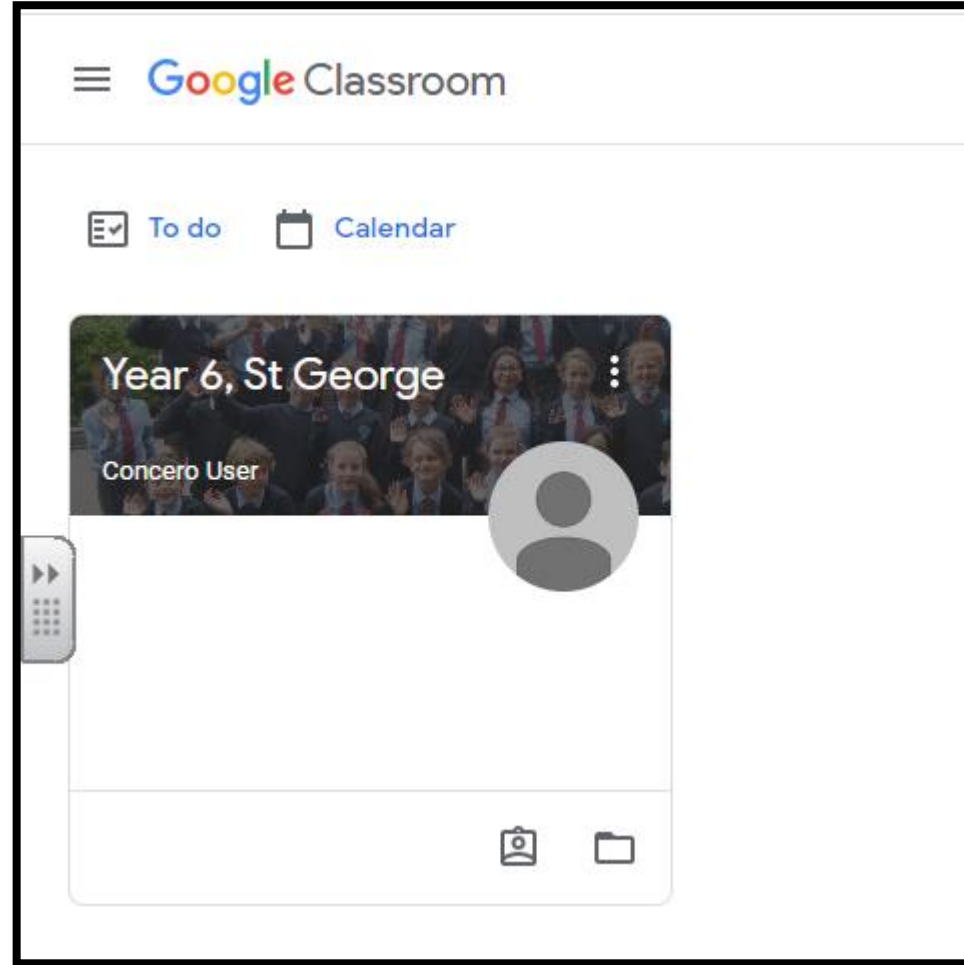
Google Classrooms

- Click I'm a student
- You only need to do this the first time you log in



Google Classrooms

- Then you will be taken to your 'Classroom'.
- Click on the picture to take you into your classroom.



Google Classrooms

The screenshot shows the Google Classroom interface for a class named 'Year 6, St George'. At the top left, there is a hamburger menu icon and the text 'Year 6, St George'. At the top right, there is a grid icon and a circular profile icon with the letter 'J'. Below the header, there are three tabs: 'Stream', 'Classwork', and 'People', with 'Stream' being the active tab. The main content area features a large banner image of a group of children in school uniforms waving, with the text 'Year 6, St George' overlaid on the left side. Below the banner, there are two main sections. On the left, there is a box titled 'Upcoming' with the text 'Wooohoo, no work due in soon!' and a 'View all' button. On the right, there is a box with a person icon and the text 'Share something with your class...'. Below these, there is a larger box with the text 'View class updates and connect with your class here' and a button with a calendar icon and the text 'See when new assignments are posted'. A question mark icon is visible in the bottom left corner.

STREAM:

Announcements, comments, questions and assignments will all appear in the stream in chronological order.

CLASSWORK: Any homework or tasks set will appear here.

Google Classrooms – Make sure you sign out by clicking on your initial and then sign out.


☰ Year 6, St George





Stream

Classwork

People

 View your work

 Google Calendar  Class Drive folder

View all classwork here

